



# CARDON TREATMENT TABLE (CTT)

## MOST POPULAR MULTI-PURPOSE TABLE



Optional center section with collapsible sides



**45** years  
trusted  
provider.

Shown in Royal upholstery  
on Gunmetal frame

## FEATURES

The Cardon Treatment Table is the most popular orthopaedic treatment table. This table features an adjustable head and leg section with a fixed center section. In addition, this table is available with the optional NEW ergonomic center section with collapsible sides to allow closer access to the patient. This table adjusts to multiple positions permitting optimization of patient positioning on the table.

## SOFT TOUCH TECHNOLOGY

Cardon's patented Soft Touch Footswitch has been strategically positioned on the base of your treatment table. Minimal amount of pressure applied by your foot will raise and lower the table with ease.



# CARDON TREATMENT TABLE

## STANDARD MODEL:

### 3 Section Table

Electric Hi-Lo Control	Soft Touch Footswitch
Height Adjustment	19" - 36.75"
Face Cut-Out on Head Section	Keyhole cut-out with filler
Head Section Adjustment	Positive locking system with dual head support
Center Section	Fixed
Leg Section Adjustment	Gas spring
Caster System	Dual lever retractable (4" casters)
Frame Construction	High strength seamless tubular frame
Frame Color	Powder coat in Gunmetal Grey, Black or White
Upholstery Foam	1.5" thick
Antimicrobial Naugahyde Upholstery	Over 60 upholstery color options

## SPECIFICATIONS:

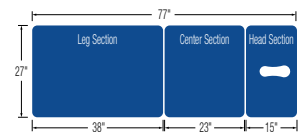
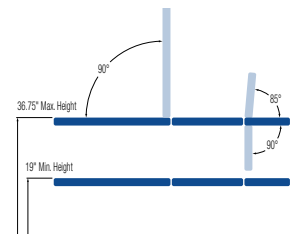
Lifting Capacity	500 lbs.
Dimensions	27" x 77" (Customizable width from 25" - 30")
Power Supply	120 Volt AC 60 Hz. Max. 2.5 Amp.
Fire Retardant Upholstery	✓

## OPTIONAL ACCESSORIES:

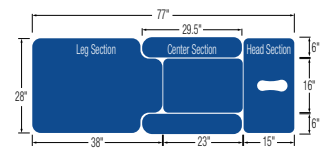
- Dual gas spring for leg section
- Custom foam upgrade
- 3-piece head section with variable position armrests
- Massage head section with variable position armrests
- Center section with collapsible sides
- Heel assists
- Examination paper holder
- Extra foot pedal
- Osteopathic head section
- Rear leg soft touch footswitch configuration
- Battery powered
- Charger for battery




Optional rear leg soft touch footswitch configuration



Standard Model




Center Section with Collapsible Sides



US 536  
Russet



US 394  
Adobe White




US 385  
Parchment



US 404  
Bone



US 410  
Taupe



US 396  
Alabaster



US 384  
Sand



US 409  
Bisque



US 403  
Putty



US 519  
Doe



US 535  
Maple



US 536  
Russet



US 387  
Camel



US 322  
Sun Yellow



US 524  
Golden Corn



US 534  
Orange Ochre



US 372  
Mandarin Orange



US 421  
Oak



US 377  
Cinnamon



US 376  
Terra Cotta



US 504  
Rosalee



US 358  
Tomato



US 360  
American Beauty



US 520  
Cinnabar




US 507  
Dark Cherry



US 370  
Paprika



US 357  
Claret



US 413  
Dove



US 523  
Bronze



US 365  
British Tan



US 369  
Gingersnap



US 375  
Chestnut



US 381  
Mocha



US 383  
Espresso



US 526  
Sage



US 527  
Artichoke



US 529  
Olive Green



US 343  
Emerald



US 533  
Nebo



US 344  
Forest



US 350  
Yew Green



US 531  
Platinum



US 417  
Dusty Jade



US 426  
Grotto



US 425  
Greystone




US 392  
Gunmetal



US 429  
Graphite



US 393  
Black



US 517  
Fjord Blue



US 414  
Wedgewood



US 514  
Capri Blue



US 353  
Space Blue



US 345  
Regimental Blue



US 427  
Blue Ridge



US 432  
Imperial Blue




US 532  
Admiral



US 516  
Sky Blue




US 354  
Royal



US 511  
Deep Violet



US 510  
Concord



US 364  
Burgundy

Please note that colors may appear different in print, actual colors may vary.